



Search

www.census.gov/en.html)

U.S. Census Quick Facts

QuickFacts

Shawnee city, Oklahoma

QuickFacts provides statistics for all states and counties, and for cities and towns with a **population of 5,000 or more**.

All Topics	SHAWNEE CITY, OKLAHOMA
People	
Population	
Population estimates, July 1, 2016, (V2016)	NA
Population estimates, July 1, 2015, (V2015)	31,286
Population estimates base, April 1, 2010, (V2016)	NA
Population estimates base, April 1, 2010, (V2015)	29,857
Population, percent change - April 1, 2010 (estimates base) to July 1, 2016, (V2016)	NA
Population, percent change - April 1, 2010 (estimates base) to July 1, 2015, (V2015)	4.8%
Population, Census, April 1, 2010	29,857
Age and Sex	
Persons under 5 years, percent, July 1, 2015, (V2015)	X
Persons under 5 years, percent, April 1, 2010	7.6%
Persons under 18 years, percent, July 1, 2015, (V2015)	X
Persons under 18 years, percent, April 1, 2010	24.4%
Persons 65 years and over, percent, July 1, 2015, (V2015)	X
Persons 65 years and over, percent, April 1, 2010	14.5%
Female persons, percent, July 1, 2015, (V2015)	X
Female persons, percent, April 1, 2010	52.7%
Race and Hispanic Origin	
White alone, percent, July 1, 2015, (V2015) (a)	X
White alone, percent, April 1, 2010 (a)	73.1%
Black or African American alone, percent, July 1, 2015, (V2015) (a)	X
Black or African American alone, percent, April 1, 2010 (a)	4.2%
American Indian and Alaska Native alone, percent, July 1, 2015, (V2015) (a)	X
American Indian and Alaska Native alone, percent, April 1, 2010 (a)	14.2%
Asian alone, percent, July 1, 2015, (V2015) (a)	X
Asian alone, percent, April 1, 2010 (a)	0.8%
Native Hawaiian and Other Pacific Islander alone, percent, July 1, 2015, (V2015) (a)	X
Native Hawaiian and Other Pacific Islander alone, percent, April 1, 2010 (a)	Z
Two or More Races, percent, July 1, 2015, (V2015)	X
Two or More Races, percent, April 1, 2010	6.4%
Hispanic or Latino, percent, July 1, 2015, (V2015) (b)	X
Hispanic or Latino, percent, April 1, 2010 (b)	5.1%
White alone, not Hispanic or Latino, percent, July 1, 2015, (V2015)	X
White alone, not Hispanic or Latino, percent, April 1, 2010	70.8%
Population Characteristics	
Veterans, 2011-2015	2,264
Foreign born persons, percent, 2011-2015	2.7%
Housing	
Housing units, July 1, 2015, (V2015)	X
Housing units, April 1, 2010	13,205
Owner-occupied housing unit rate, 2011-2015	56.3%
Median value of owner-occupied housing units, 2011-2015	\$95,800
Median selected monthly owner costs -with a mortgage, 2011-2015	\$996
Median selected monthly owner costs -without a mortgage, 2011-2015	\$346
Median gross rent, 2011-2015	\$648
Building permits, 2015	X
Families and Living Arrangements	
Households, 2011-2015	11,859
Persons per household, 2011-2015	2.47
Living in same house 1 year ago, percent of persons age 1 year+, 2011-2015	78.8%
Language other than English spoken at home, percent of persons age 5 years+, 2011-2015	5.3%
Education	
High school graduate or higher, percent of persons age 25 years+, 2011-2015	86.3%
Bachelor's degree or higher, percent of persons age 25 years+, 2011-2015	20.9%
Health	
With a disability, under age 65 years, percent, 2011-2015	13.0%
Persons without health insurance, under age 65 years, percent	▲ 22.2%
Economy	
In civilian labor force, total, percent of population age 16 years+, 2011-2015	60.0%
In civilian labor force, female, percent of population age 16 years+, 2011-2015	53.5%
Total accommodation and food services sales, 2012 (\$1,000) (c)	94,950
Total health care and social assistance receipts/revenue, 2012 (\$1,000) (c)	236,516

Total manufacturers shipments, 2012 (\$1,000) (c)	1,032,158
Total merchant wholesaler sales, 2012 (\$1,000) (c)	D
Total retail sales, 2012 (\$1,000) (c)	676,875
Total retail sales per capita, 2012 (c)	\$22,085
Transportation	
Mean travel time to work (minutes), workers age 16 years+, 2011-2015	17.6
Income and Poverty	
Median household income (in 2015 dollars), 2011-2015	\$38,136
Per capita income in past 12 months (in 2015 dollars), 2011-2015	\$21,074
Persons in poverty, percent	▲ 22.9%
Businesses	
Total employer establishments, 2015	X
Total employment, 2015	X
Total annual payroll, 2015 (\$1,000)	X
Total employment, percent change, 2014-2015	X
Total nonemployer establishments, 2014	X
All firms, 2012	2,844
Men-owned firms, 2012	1,412
Women-owned firms, 2012	930
Minority-owned firms, 2012	383
Nonminority-owned firms, 2012	2,229
Veteran-owned firms, 2012	434
Nonveteran-owned firms, 2012	2,032
Geography	
Population per square mile, 2010	676.5
Land area in square miles, 2010	44.13
FIPS Code	4066800

▲ This geographic level of poverty and health estimates are not comparable to other geographic levels of these estimates








Some estimates presented here come from sample data, and thus have sampling errors that may render some apparent differences between geographies statistically indistinguishable. Click the Quick Info icon to the left of each row in TABLE view to learn about sampling error.

The vintage year (e.g., V2015) refers to the final year of the series (2010 thru 2015). Different vintage years of estimates are not comparable.

- (a) Includes persons reporting only one race
- (b) Hispanics may be of any race, so also are included in applicable race categories
- (c) Economic Census - Puerto Rico data are not comparable to U.S. Economic Census data

- D Suppressed to avoid disclosure of confidential information
- F Fewer than 25 firms
- FN Footnote on this item in place of data
- NA Not available
- S Suppressed; does not meet publication standards
- X Not applicable
- Z Value greater than zero but less than half unit of measure shown

QuickFacts data are derived from: Population Estimates, American Community Survey, Census of Population and Housing, Current Population Survey, Small Area Health Insurance Estimates, Small Area Income and Poverty Estimates, State and County Housing Unit Estimates, County Business Patterns, Nonemployer Statistics, Economic Census, Survey of Business Owners, Building Permits.

<p>ABOUT US http://www.census.gov/about.html Are You in a Survey? http://www.census.gov/programs-surveys/are-you-in-a-survey.html FAQs http://ask.census.gov/ Director's Corner http://www.census.gov/about/leadership.html Regional Offices http://www.census.gov/about/regions.html History http://www.census.gov/about/history.html Research http://www.census.gov/about/our-research.html Scientific Integrity http://www.census.gov/about/policies/quality-assurance/scientific-integrity.html Census Careers http://www.census.gov/about/census-careers.html Diversity @ Census http://www.census.gov/about/diversity-networks.html Business Opportunities http://www.census.gov/about/business-opportunities.html Congressional and Intergovernmental http://www.census.gov/about/cong-gov-affairs.html Contact Us http://www.census.gov/about/contact-us.html</p>	<p>FIND DATA QuickFacts http://www.census.gov/data/data-tools/quickfacts.html American FactFinder http://www.census.gov/data/data-tools/american-factfinder.html Population Finder http://www.census.gov/data/data-tools/interactive-population-finder.html 2010 Census http://www.census.gov/programs-surveys/decennial-census/2010-census.html Economic Census http://www.census.gov/programs-surveys/economic-census.html Interactive Maps http://www.census.gov/geography/interactive-maps.html Training & Workshops http://www.census.gov/data/training-workshops.html Data Tools http://www.census.gov/data/data-tools.html Developers http://www.census.gov/developers/ Catalogs http://www.census.gov/data/product-catalog.html Publications http://www.census.gov/library/publications.html</p>	<p>BUSINESS & INDUSTRY Help With Your Forms http://www.census.gov/topics/business/help.html Economic Indicators http://www.census.gov/topics/economic-indicators.html Economic Census http://www.census.gov/programs-surveys/economic-census.html E-Stats http://www.census.gov/programs-surveys/e-stats.html International Trade http://www.census.gov/topics/international-trade.html Export Codes http://www.census.gov/topics/international-trade/schedule-b.html NAICS http://www.census.gov/topics/economic-codes.html Governments http://www.census.gov/topics/public-sector.html Local Employment Dynamics http://www.census.gov/topics/employment-local.html Survey of Business Owners http://www.census.gov/programs-surveys/sbo.html</p>	<p>PEOPLE & HOUSEHOLDS 2020 Census http://www.census.gov/2020census/ 2010 Census http://www.census.gov/programs-surveys/decennial-census/2010-census.html American Community Survey http://www.census.gov/programs-surveys/acs/ Income http://www.census.gov/topics/income-poverty/income.html Poverty http://www.census.gov/topics/income-poverty/poverty.html Population Estimates http://www.census.gov/topics/population-estimates.html Population Projections http://www.census.gov/topics/population-projections.html Health Insurance http://www.census.gov/topics/health/insurance.html Housing http://www.census.gov/topics/housing.html Genealogy http://www.census.gov/topics/population/genealogy.html</p>	<p>SPECIAL TOPICS Advisors, Centers and Research Programs http://www.census.gov/about/partners.html Statistics in Schools http://www.census.gov/schools/ Tribal Resources (AIAN) http://www.census.gov/about/cong-gov-affairs/intergovernmental-affairs/tribal-affairs/tribal-resources.html Emergency Preparedness http://www.census.gov/topics/preparedness.html Statistical Abstract http://www.census.gov/library/publications/series/statistical_abstracts.html Special Census Program http://www.census.gov/programs-surveys/specialcensus.html Data Linkage Infrastructure http://www.census.gov/data/linkage/ Fraudulent Activity & Scams http://www.census.gov/programs-surveys/are-you-in-a-survey/fraudulent-activity-scams.html USA.gov http://www.usa.gov/ Botnets (FBI.gov) http://business.usa.gov/</p>	<p>NEWSROOM http://www.census.gov/newsroom.html News Releases http://www.census.gov/newsroom/press-releases.html Release Schedule http://www.calendarwiz.com/calendars/calendar.php?crd=cens1&sample&cid[]=31793 Facts for Features http://www.census.gov/newsroom/facts-for-features.html Stats for Stories http://www.census.gov/newsroom/stories.html Social Media http://www.census.gov/about/contact-us/social_media.html</p>
<p>CONNECT WITH US</p> <p> http://www.census.gov/about/contact-us/social_media.html        </p>					